

EVERSHINE

# ART

*& craft*

*Do it yourself*




4

Illustrated by: Ajay Rai  
Master of Fine Arts (B.H.U.)



**EVERSHINE PUBLISHERS**<sup>®</sup>

Soni House, WZ-348, Nangal Raya, New Delhi - 110046  
Phones : 28111758, 28112353  
E-mail: evershinepub@gmail.com



Published by : **Evershine Publishers**  
(Educational Publishers)

Head Office : Soni House, WZ- 348, Nangal Raya  
New Delhi-110046  
Phone: 28111758, 28112353

Artist : **Artline**  
Contact : 99-10-918577

All rights reserved. No part of this publication may be reproduced or transmitted in any form or by any means, electronics or mechanical, including photocopy, recording or any information storage and retrieval system, without permission in writing from the publisher or under licence from the copyright.

## INDEX

1. Geometrical Forms .....3-4
2. Textile Design ..... 5
3. Colouring .....6-8
4. Puzzle .....9
5. Colour Pencil Shading ..... 10-11
6. Thumb Printing ..... 12-14
7. Spray Painting ..... 15
8. Collage ..... 16-18
9. Still Life ..... 19
10. Wax Crayon Painting ..... 20-21
11. Landscape with Sketch pen ..... 22-23
12. Composition ..... 24-29
13. Blow Print .....30
14. Cartoons .....31-32




# Geometrical Forms


Make a geometrical form of a triangle using the following steps.  
Also show 3 dimensional effect in it.

Give shading effect also.

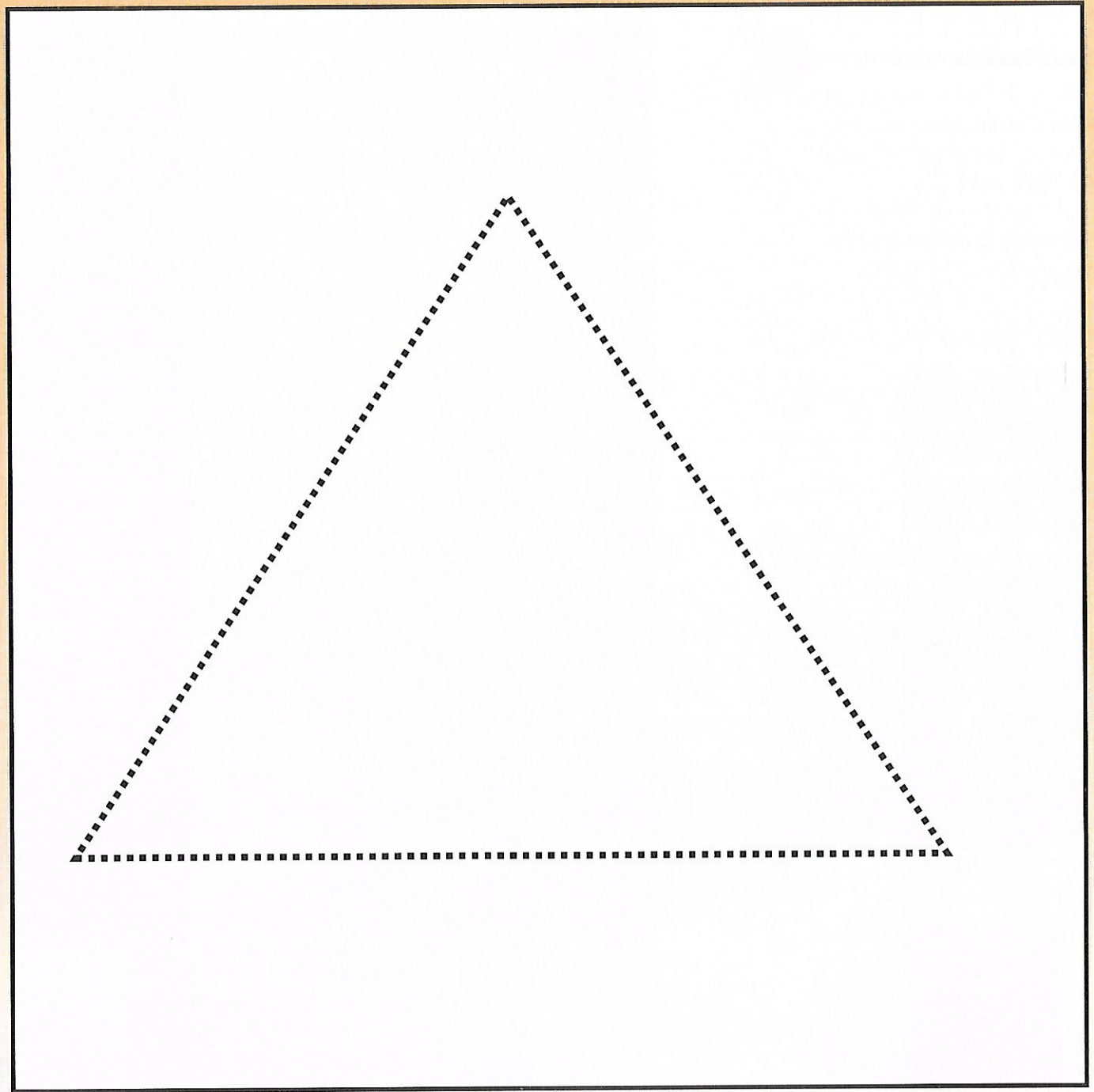
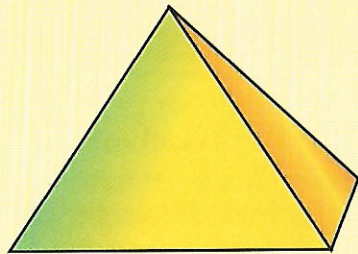
**Step-1**



**Step-2**



**Step-3**



Date .....


Teacher's Signature .....

# Geometrical Forms

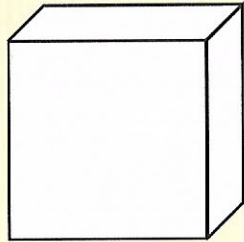
You can use the following steps to make the square geometrical form with 3 dimensional effect on the right side.

Give shading effect also.



**Step-1**



**Step-2**



**Step-3**



Date .....

Teacher's Signature .....