

EVERSHINE





As Per
NEP
2020

ART FAIR

PART 1

Designed and Compiled by:
Paarth creations

Edited by:
Yukti Soni



EVERSHINE[®] **ESP** PUBLISHERS

Soni House, WZ-348, Nangal Raya, New Delhi - 110046

Phone : 9868877950, 9560408043

Email : evershinepub@gmail.com

www.evershinepublishers.com

EVERSHINE PUBLISHERS

(Educational Publishers)

Soni House, WZ-348

Nangal Raya, New Delhi - 110046

Phone : 9868877950, 9560408043

Email : evershinepub@gmail.com

www.evershinepublishers.com

© Reserved with Publishers

All rights reserved with the Publishers. No part of this publication can be reproduced or transmitted in any form or by any means, electronically or mechanically, including photocopying, recording or any information, storage or retrieval system, without prior permission in writing from the publisher or in accordance with the provision of the Copyright Act 1956 (as amended). Any person who does any unauthorised act in relation to this publication will be liable to criminal prosecution and civil claims for damages.

This book is meant for educational and learning purpose only. Every effort has been made to avoid errors and omission in this book. Any error or omission noted may please be brought to the notice of the publishers, which shall be taken care of in the next edition of this book. It is notified that neither the publisher nor the author, designer or printer will be responsible for any mistake or omission in this book.

Preface





The latest CBSE guidelines have suggested ART to be an integral part of education. It says, *'Thus, at the very outset of school education, children should be provided opportunities and granted the possibility to expand upon their creativity adding to their experiences through painting, craftwork, clay-modeling, singing, movement, recitation and storytelling. Linking performance with language, mathematics and environmental studies will lead to an integrated approach in the teaching-learning method.'*

One of the important aspects of **NEP 2020** is its focus on developing and nurturing art-integrated education and by extension of extra-curricular learning. The National Research Foundation (NRF), envisioned in the NEP will not only focus on scientific research but will also be a catalyst in promoting quality research in art, music, philosophy, writing et al.

An important provision in the policy is to have Artist(s)-in-Residence in schools or school complexes to expose students to art and creativity.

The key features of the series **ART FAIR (grades A,B,C and 1 to 8)** are:

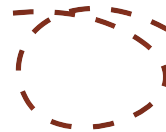
- Students will be introduced to local and folk art which makes this art series relatable, relevant and interesting.
- Different mediums for creating art have been used such as colouring using sketch pens, watercolour, cotton buds and pencils.
- Craftwork has also been done with a variety of materials such as newspaper, glazed paper, pulses, glitter, bindis and buttons.
- The artsheets have been carefully created as per gradation and difficulty levels for the students.
- The instructions are crisp and clear with self-explanatory pictures and steps.





CONTENTS



The Tortoise: <i>Tracing and Colouring Activity</i>	5	My Beautiful Tree: <i>Classroom Activity using Buttons</i>	26
The Dot Grid: <i>Dot Grid Drawing Activity</i>	6	Dussehra: <i>Colouring Activity</i>	27
My Shape Train: <i>Colouring by Shapes Activity</i>	7	Gusto the Giraffe: <i>Finger Painting Activity</i>	28
Finger Foods: <i>Fingerprinting Activity</i>	8	Diwali–Rangoli: <i>Decorating Rangoli Activity</i>	29
Juicy Fruits: <i>Sticker Sheet Activity</i>	9	Mushy Mushrooms: <i>Pencil Stamping Activity</i>	30
The Lion: <i>Drawing in Steps Activity</i>	10	The Farm: <i>Corn and Grass Pasting Activity</i>	31
Hedgehog Spikes: <i>Tracing and Colouring Activity</i>	11	Christmas: <i>Cutting and Pasting Activity</i>	32
Beat the Heat: <i>Tearing and Pasting Activity</i>	12	Origami Aeroplane: <i>Origami Activity</i>	33
Colourful Metro: <i>Colouring Activity</i>	13	Hot Air Balloons: <i>Colouring Activity</i>	34
Popcorn!: <i>Tissue Paper Craft Activity</i>	14	Lavenders: <i>Cotton Bud Painting Activity</i>	35
Family Faces: <i>Colouring Activity</i>	15	Eid Mubarak: <i>Tearing and Pasting Activity</i>	36
The Reindeer: <i>Colouring Activity</i>	16	Warli Art: <i>Colouring using Sketch Pens Activity</i>	37
Dancing Princess: <i>Pencil Shaving Craft Activity</i>	17	The Planets: <i>Colouring using Oil Pastels Activity</i>	38
The Tree: <i>Cotton Colouring Activity</i>	18	Landscape: <i>Colouring Activity</i>	39
Bright Sun: <i>Pattern Drawing Activity</i>	19	Moon Landing: <i>Republic Day Activity</i>	40
Handprint Dinosaurs: <i>Handprinting Activity</i>	20	Shout It Out!: <i>Slogan Painting Activity</i>	41
Home Strong Home: <i>Eraser Stamping Activity</i>	21	Bookmark: <i>Bookmark Making Activity</i>	43
Independence Day: <i>Activity Using Rice</i>	22	Happy Holi: <i>Blow Painting Activity</i>	45
Tissue Paper Flowers: <i>Tissue Paper Craft Activity</i>	23	Throw a Ball: <i>Ice cream Stick Activity</i>	47
Animals from Shapes: <i>Drawing in Steps Activity</i>	24		



The Tortoise

Trace the dots and colour the picture of the tortoise.

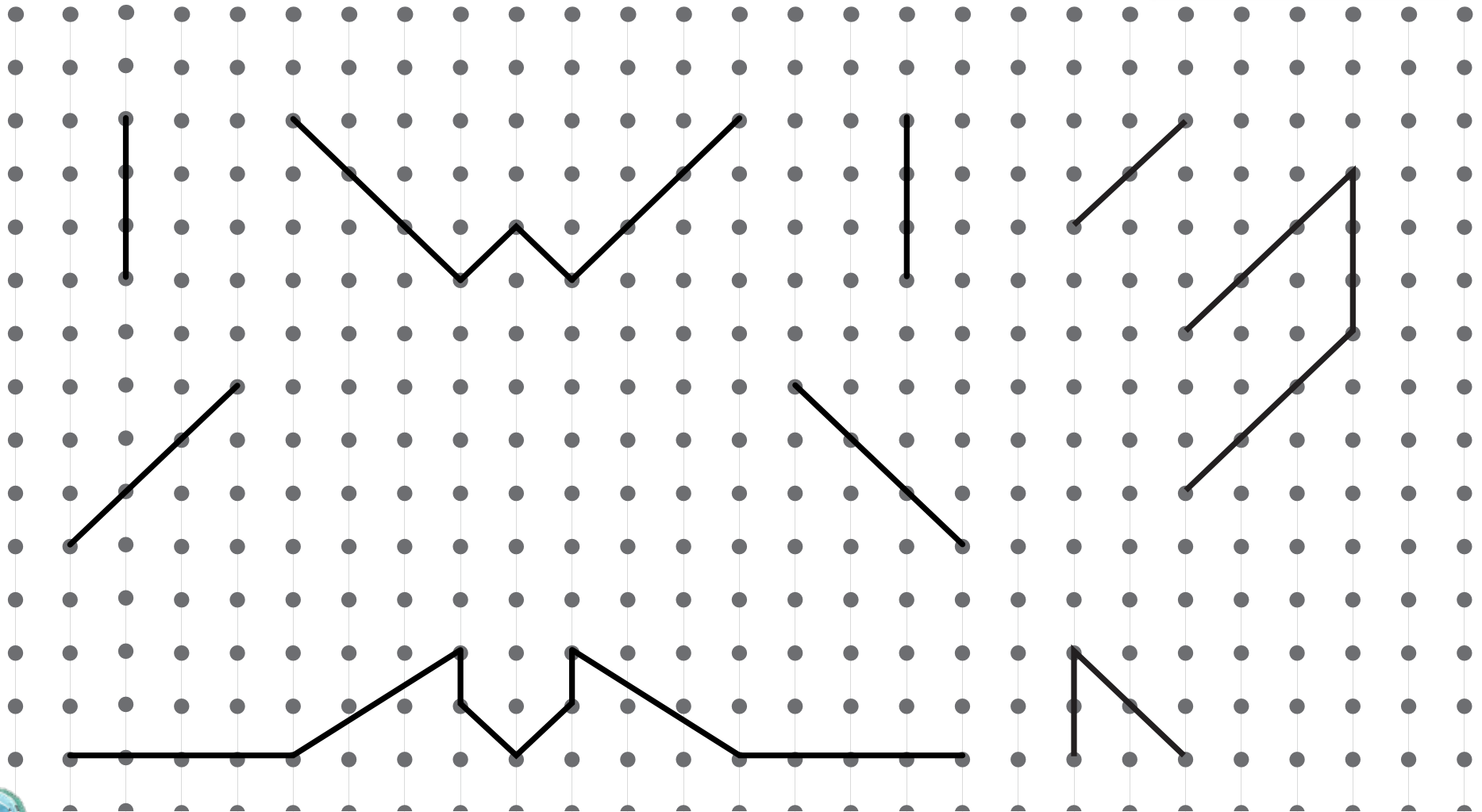

Tracing and Colouring Activity



The Dot Grid

Let us learn to draw a butterfly with its flower on a dot grid.
Copy the butterfly and flower pattern. Colour the picture
using crayons.

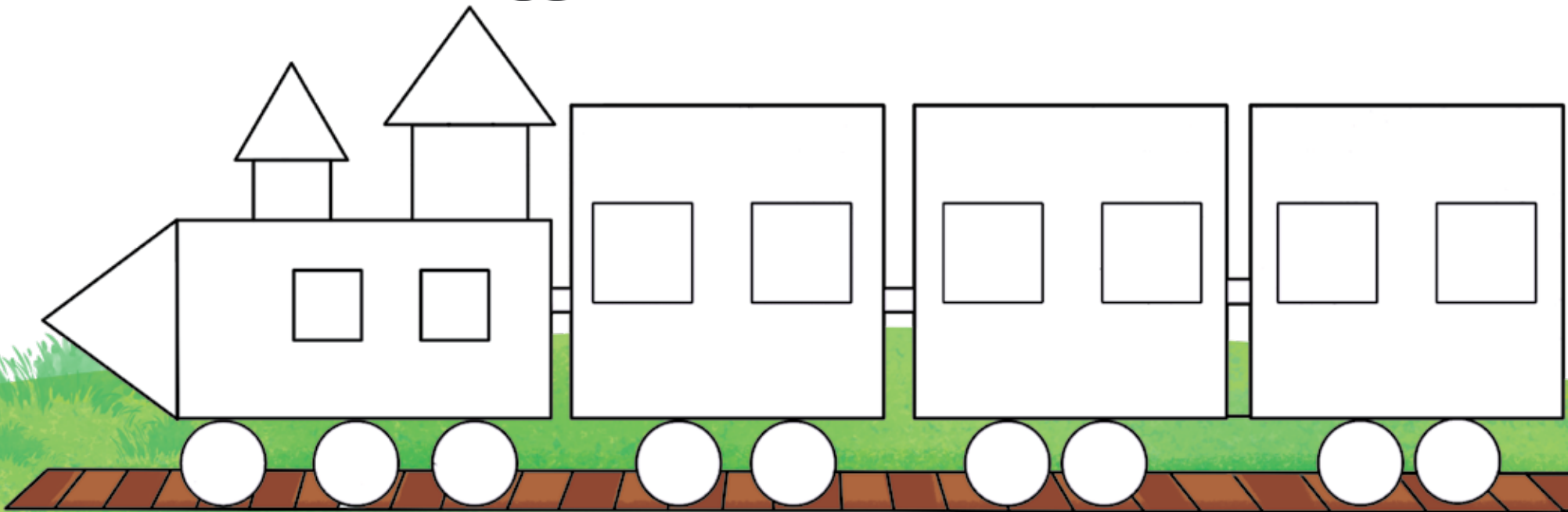

Dot Grid Drawing Activity



My Shape Train

Identify the shapes in the picture. Colour the picture according to the shapes.


Colouring by Shapes Activity



Finger Foods

Let us have some fun with our fingers and make interesting food patterns. Dip your finger in paint and print some food images. Use a sketch pen to add details.



Fingerprinting Activity



Juicy Fruits


These are orange, mango and banana trees. But the fruits are missing. Stick the fruits using the sticker sheet.

Sticker Sheet Activity



The Lion



Draw a lion with the help of the given steps and colour the picture.



Hedgehog Spikes

Help Henry the hedgehog find his lost spikes. Trace and colour the picture.


Tracing and Colouring Activity



Beat the Heat

Tear the red colour sheet and paste it neatly as shown to make a watermelon. Stick black bindis on the slice to make seeds.

Tearing and Pasting Activity



Popcorn!

Let us make some popcorn using tissue paper. Tear a tissue paper into 3-4 parts. Crumple the tissue pieces into small balls. Stick the crumpled paper balls above the given popcorn box.

Tissue Paper Craft Activity



Family Faces

Draw the faces for your family members. You can draw spectacles for your grandparents, clips for your sister, patterns in their clothes—stripes/polka dots/checks. Colour the picture.

Colouring Activity

