

EVERSHINE


As Per  
NEP  
2020

# ART FAIR

## PART 2

Designed and Compiled by:  
Paarth creations

Edited by:  
Yukti Soni



EVERSHINE<sup>®</sup> **ESP** PUBLISHERS

Soni House, WZ-348, Nangal Raya, New Delhi - 110046

Phone : 9868877950, 9560408043

Email : evershinepub@gmail.com

www.evershinepublishers.com

# EVERSHINE PUBLISHERS

(Educational Publishers)

Soni House, WZ-348

Nangal Raya, New Delhi - 110046

Phone : 9868877950, 9560408043

Email : [evershinepub@gmail.com](mailto:evershinepub@gmail.com)

[www.evershinepublishers.com](http://www.evershinepublishers.com)

© Reserved with Publishers

All rights reserved with the Publishers. No part of this publication can be reproduced or transmitted in any form or by any means, electronically or mechanically, including photocopying, recording or any information, storage or retrieval system, without prior permission in writing from the publisher or in accordance with the provision of the Copyright Act 1956 (as amended). Any person who does any unauthorised act in relation to this publication will be liable to criminal prosecution and civil claims for damages.

This book is meant for educational and learning purpose only. Every effort has been made to avoid errors and omission in this book. Any error or omission noted may please be brought to the notice of the publishers, which shall be taken care of in the next edition of this book. It is notified that neither the publisher nor the author, designer or printer will be responsible for any mistake or omission in this book.

# Preface


The latest CBSE guidelines have suggested ART to be an integral part of education. It says, *'Thus, at the very outset of school education, children should be provided opportunities and granted the possibility to expand upon their creativity adding to their experiences through painting, craftwork, clay-modeling, singing, movement, recitation and storytelling. Linking performance with language, mathematics and environmental studies will lead to an integrated approach in the teaching-learning method.'*

One of the important aspects of **NEP 2020** is its focus on developing and nurturing art-integrated education and by extension of extra-curricular learning. The National Research Foundation (NRF), envisioned in the NEP will not only focus on scientific research but will also be a catalyst in promoting quality research in art, music, philosophy, writing et al.

An important provision in the policy is to have Artist(s)-in-Residence in schools or school complexes to expose students to art and creativity.

**The key features of the series ART FAIR (grades A,B,C and 1 to 8) are:**

- Students will be introduced to local and folk art which makes this art series relatable, relevant and interesting.
- Different mediums for creating art have been used such as colouring using sketch pens, watercolour, cotton buds and pencils.
- Craftwork has also been done with a variety of materials such as newspaper, glazed paper, pulses, glitter, bindis and buttons.
- The artsheets have been carefully created as per gradation and difficulty levels for the students.
- The instructions are crisp and clear with self-explanatory pictures and steps.





# CONTENTS

Know About Colours	5	Mixed Media Cat: <i>Newspaper Activity</i>	26
My Bike: <i>Colouring Activity</i>	6	Ravana: <i>Tearing and Pasting Activity</i>	28
My Beautiful Castle: <i>Colouring Activity</i>	7	DIY Greeting Card: <i>Madhubani Art Activity</i>	29
The Fish: <i>Pattern Drawing Activity</i>	8	Teepee Tents: <i>Colouring Activity</i>	30
Bookmarks: <i>Bookmark Making Activity</i>	9	My Little Plant: <i>Leaf Printing Activity</i>	31
City View: <i>Drawing and Colouring Activity</i>	10	Paper Shirt: <i>Origami Activity</i>	32
Frog On the Grid: <i>Grid Drawing Activity</i>	11	Scenery: <i>Colouring Activity</i>	34
Creative Expression: <i>Drawing and Colouring Activity</i>	12	Happy Diwali: <i>Poster Designing Activity</i>	35
Thumbprint animals: <i>Thumbprinting Activity</i>	13	Cotton Print Pet: <i>Cotton Printing Activity</i>	37
Warm and Cold: <i>Colouring Activity</i>	14	Nigerian Wardrobe: <i>Jewellery Making Activity</i>	38
Of Dots and Lines: <i>Cotton Bud Painting Activity</i>	15	Merry Christmas: <i>Drawing and Colouring Activity</i>	39
Bond of Love: <i>Rakhi Making Activity</i>	16	Clay Smileys: <i>Take Away Clay Activity</i>	40
Lot-Us Draw: <i>Drawing in Steps Activity</i>	17	Let's Dance: <i>Crayon Colouring Activity</i>	41
Smiling Faces: <i>Blow Painting Activity</i>	18	Echo Lines: <i>Pattern Drawing and Colouring Activity</i>	42
The Brick House: <i>Origami House Activity</i>	19	Colours of Basant Panchmi: <i>Colouring Activity</i>	43
Bullock Cart: <i>Ice Cream Stick Activity</i>	20	Creative Expression: <i>Drawing and Colouring Activity</i>	44
My Friend Krishna: <i>Colouring and Decorating Activity</i>	21	Save Water: <i>Poster Designing Activity</i>	45
Flower Pot: <i>Colouring Activity</i>	22	Happy Holi: <i>Colouring Activity</i>	46
Eid Mubarak: <i>Colouring Activity</i>	23	Metallic Name Plate: <i>Foil Activity</i>	47
Origami Dog: <i>Origami Activity</i>	24		



# Know About Colours

## Primary Colours

The primary colours are red, yellow and blue. These colours cannot be created by mixing other colours.



Red



Yellow



Blue

## Secondary Colours

The secondary colours are orange, green and violet. These are created by mixing two primary colours in equal proportions.



Red

+



Yellow

=



Orange



Blue

+



Yellow

=



Green



Red

+



Blue

=



Violet

## Natural Colours

Black and white are natural colours. Dark and light shades of different colours are made by adding these colours. Black is added for dark shades and white is added for light shades.



White

+



Black

=



Grey

## Opposite Colours



Red



Green



Yellow



Blue



Yellow

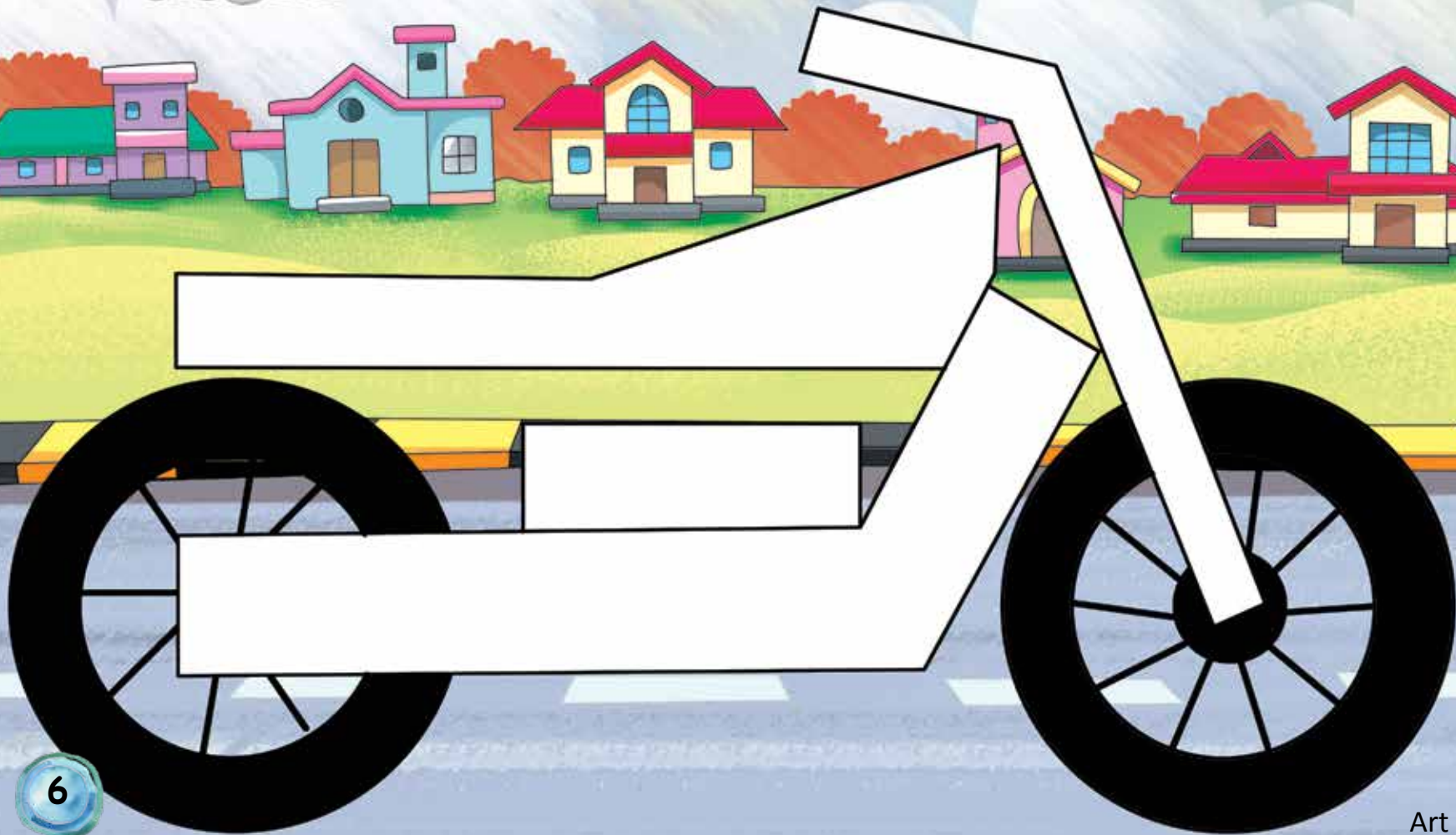


Orange

# My Bike

Colour the bike using your favourite colours.


Colouring Activity



# My Beautiful Castle

Trace and colour the castle using your favourite colours.




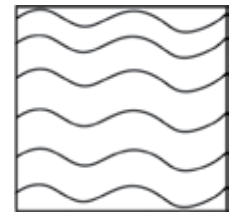


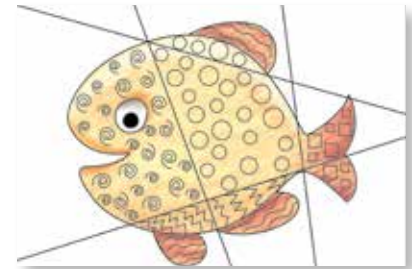
Colouring Activity



# The Fish

Let us play around with some patterns and colours.  
Fill in a pattern in each of the blocks created by black lines.  
Use given reference patterns or draw your own.  
Colour using crayons.

Pattern Drawing Activity



# Bookmarks

Mark your place in the book! Follow the given steps to make your bookmarks.

- Colour the ice-cream sticks as shown.
- Stick the feathers on top of each stick.
- Paste the googly eyes and your bookmarks are ready!



Bookmark Making Activity



# City View

Complete the buildings, as shown in the reference picture and colour the scene.

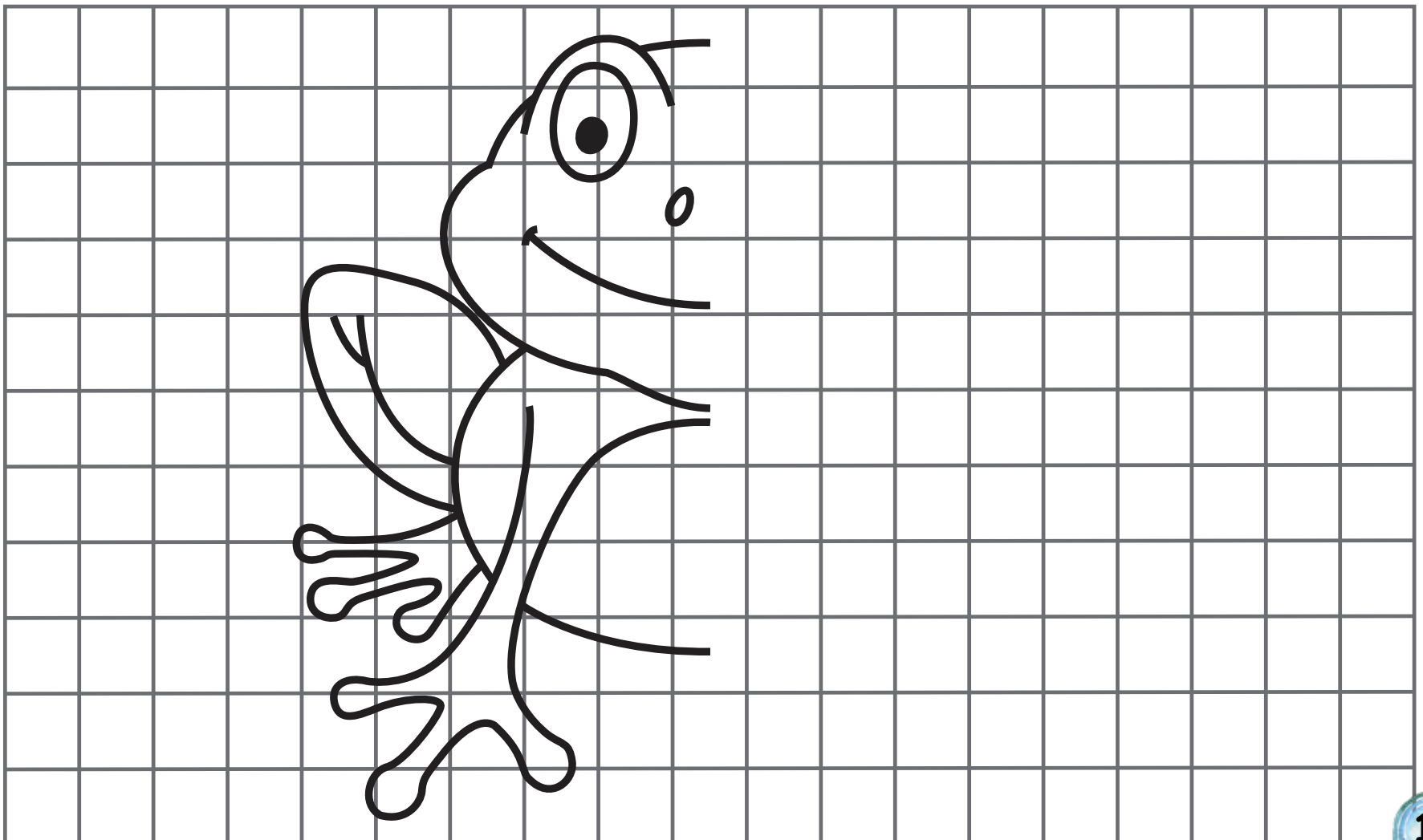
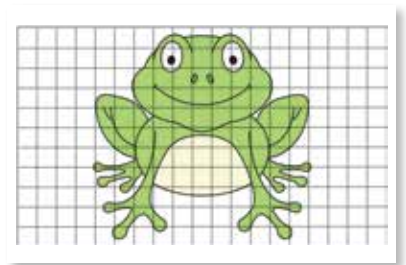
Drawing and Colouring Activity



# Frog On the Grid

Copy the frog diagram on the empty grid.  
Colour the frog as you like. *(draw patterns or colour it bold)*

Grid Drawing Activity



# Creative Expression

Drawing and Colouring Activity

Use your imagination to draw and colour whatever you like on this page.

# Thumbprint animals

Dip your thumb in paint and print on the space given below. Use a sketch pen to draw different animals as shown.

Thumbprinting Activity



# Warm and Cold

Keep your hand and draw an outline (as shown).  
Fill the pattern inside the hand outline with warm colours to show your warm hand (shades of red, yellow, orange and pink).  
Fill the pattern outside the hand outline with cool colours to show the cool water (shades of blue, green and purple).

Colouring Activity



# Of Dots and Lines

Draw small lines to fill all the double line spaces as shown.  
Now using a cotton bud dipped in paint, colour the picture using dots as shown.

Cotton Bud Painting Activity

