

EVERSHINE


As Per
NEP
2020

ART FAIR

PART 3

Designed and Compiled by:
Paarth creations

Edited by:
Yukti Soni



EVERSHINE[®] **ESP** PUBLISHERS

Soni House, WZ-348, Nangal Raya, New Delhi - 110046

Phone : 9868877950, 9560408043

Email : evershinepub@gmail.com

www.evershinepublishers.com

EVERSHINE PUBLISHERS

(Educational Publishers)

Soni House, WZ-348

Nangal Raya, New Delhi - 110046

Phone : 9868877950, 9560408043

Email : evershinepub@gmail.com

www.evershinepublishers.com

© Reserved with Publishers

All rights reserved with the Publishers. No part of this publication can be reproduced or transmitted in any form or by any means, electronically or mechanically, including photocopying, recording or any information, storage or retrieval system, without prior permission in writing from the publisher or in accordance with the provision of the Copyright Act 1956 (as amended). Any person who does any unauthorised act in relation to this publication will be liable to criminal prosecution and civil claims for damages.

This book is meant for educational and learning purpose only. Every effort has been made to avoid errors and omission in this book. Any error or omission noted may please be brought to the notice of the publishers, which shall be taken care of in the next edition of this book. It is notified that neither the publisher nor the author, designer or printer will be responsible for any mistake or omission in this book.

Preface

The latest CBSE guidelines have suggested ART to be an integral part of education. It says, *'Thus, at the very outset of school education, children should be provided opportunities and granted the possibility to expand upon their creativity adding to their experiences through painting, craftwork, clay-modeling, singing, movement, recitation and storytelling. Linking performance with language, mathematics and environmental studies will lead to an integrated approach in the teaching-learning method.'*

One of the important aspects of **NEP 2020** is its focus on developing and nurturing art-integrated education and by extension of extra-curricular learning. The National Research Foundation (NRF), envisioned in the NEP will not only focus on scientific research but will also be a catalyst in promoting quality research in art, music, philosophy, writing et al.

An important provision in the policy is to have Artist(s)-in-Residence in schools or school complexes to expose students to art and creativity.

The key features of the series **ART FAIR (grades A,B,C and 1 to 8)** are:

- Students will be introduced to local and folk art which makes this art series relatable, relevant and interesting.
- Different mediums for creating art have been used such as colouring using sketch pens, watercolour, cotton buds and pencils.
- Craftwork has also been done with a variety of materials such as newspaper, glazed paper, pulses, glitter, bindis and buttons.
- The artsheets have been carefully created as per gradation and difficulty levels for the students.
- The instructions are crisp and clear with self-explanatory pictures and steps.





CONTENTS

Know About Colours	5	Alpana: <i>Colouring Activity</i>	25
My Jeep: <i>Colouring Activity</i>	6	Monster Faces: <i>Blow Painting Activity</i>	26
Tortoise On Grid: <i>Grid Drawing Activity</i>	7	Dinosaurs: <i>Patterns Activity</i>	27
Let Us Play: <i>Colouring Activity</i>	8	A Parrot: <i>Colouring Activity</i>	28
Clay Play: <i>Clay Modelling Activity</i>	9	Shaded Flowers: <i>Pencil Shading Activity</i>	30
Ice Cream Cone: <i>Mixed Media Activity</i>	10	Stick Figures: <i>Stick Figure Drawing Activity</i>	32
Dino Dinosaur: <i>Patterns Using Sketch Pens Activity</i>	12	Creative Expression	34
Dragon Boat: <i>Colouring Activity</i>	13	Spray Painting: <i>Spray Painting Activity</i>	35
Make A Mummy	14	Village Scene: <i>Colouring Activity</i>	36
Pyramids: <i>Drawing In Steps Activity</i>	15	Antique Flower Vase: <i>Decorating Activity</i>	38
Animal Wordart: <i>Wordart Activity</i>	16	Raksha Bandhan: <i>Rakhi Making Activity</i>	39
A Night In The City: <i>Sticker Activity</i>	17	Father's Day: <i>Origami Activity</i>	40
Famous Building – Charminar: <i>Drawing And Colouring Activity</i>		My Friends: <i>Pasting Activity</i>	41
Doraemon: <i>Colouring Activity</i>	18	Dussehra: <i>Colouring Activity</i>	42
Eid Mubarak: <i>Colouring Activity</i>	19	The Porcupine: <i>Take Home Clay Activity</i>	44
Point To The Camel: <i>Colouring Using Sketch Pens</i>	20	Diwali Rangoli: <i>Rangoli Making Activity</i>	45
Cactus: <i>Drawing In Steps Activity</i>	22	Merry Christmas: <i>Colouring Activity</i>	46
Warli Art: <i>Drawing And Colouring Activity</i>	23	Cable Car: <i>Match Stick Pasting Activity</i>	47
	24	Happy Lohri: <i>Colouring Activity</i>	48



Know About Colours

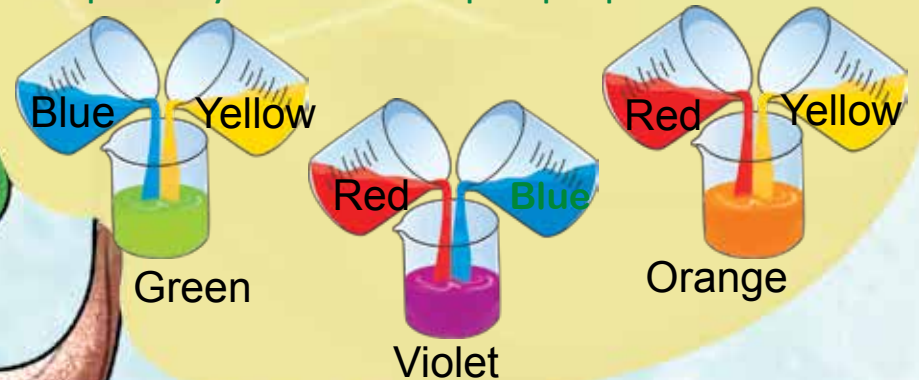
Primary Colours

The primary colours are red, yellow and blue. These colours cannot be created by mixing other colours.



Secondary Colours

The secondary colours are orange, green and violet. These are created by mixing two primary colours in equal proportions.

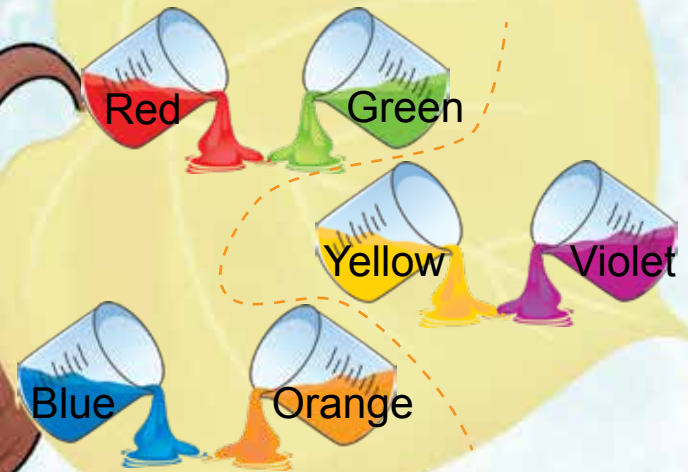


Natural Colours

Black and white are natural colours. Dark and light shades of different colours are made by adding these colours. Black is added for dark shades and white is added for light shades.



Opposite Colours

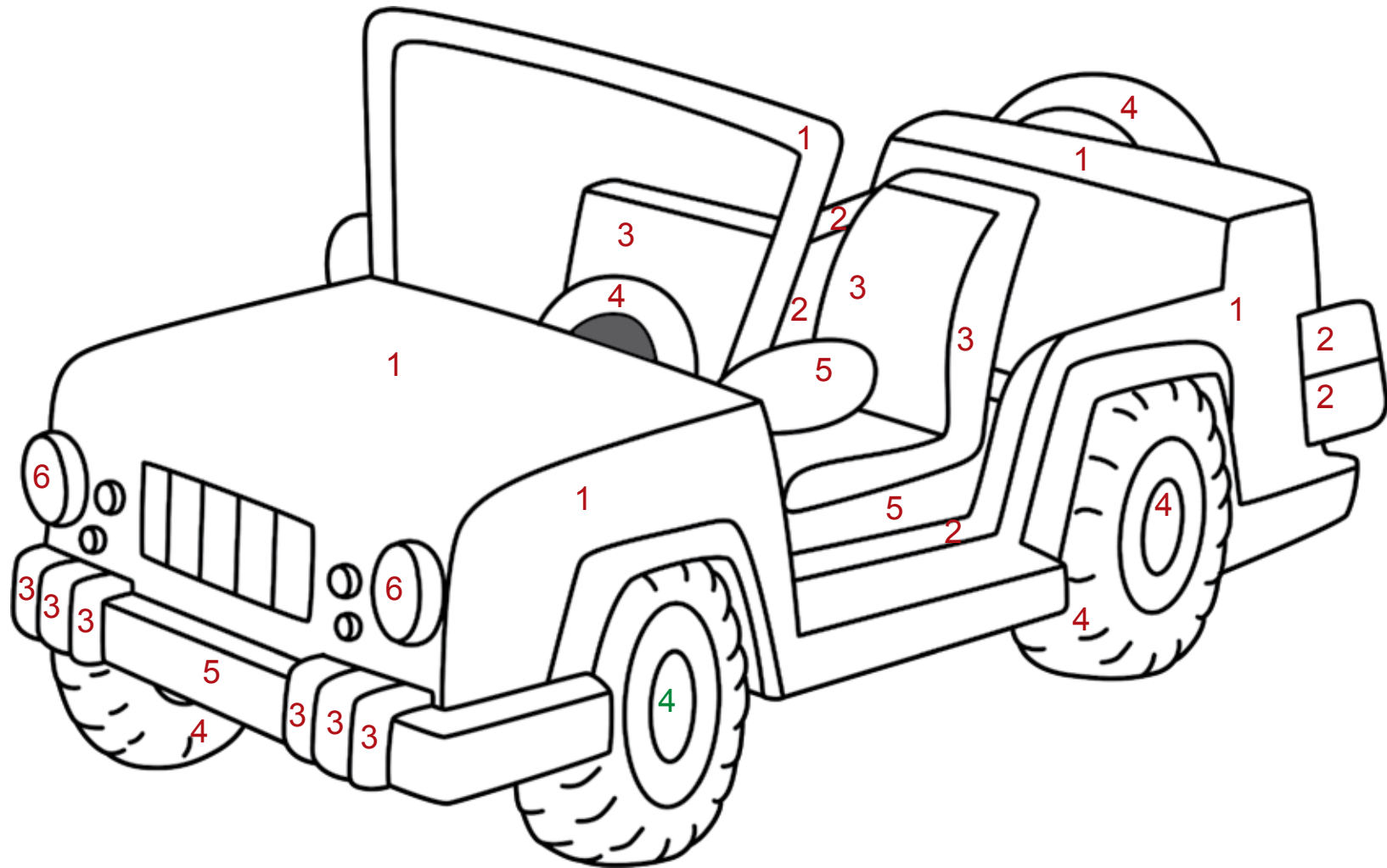


My Jeep

Colour the picture on the basis of the given number key.

- 1. 
- 2. 
- 3. 
- 4. 
- 5. 
- 6. 


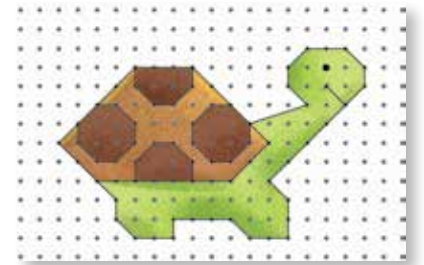
Colouring Activity



Tortoise on Grid

Draw and colour the picture of a tortoise on the empty grid dots.

Grid Drawing Activity



Let Us Play

Colour the picture.



Colouring Activity



Clay Play

Let us make some facial expressions using clay.
Make eyes, nose, hair and mouth using clay.
Place them on the face outline provided.
Move the eyes and lips to play around with different emotions.

Clay Modelling Activity



Ice Cream Cone

Mixed Media is a term used for artworks made by using different materials such as cardboard, newspaper, colours and glazed paper. Let us make an ice cream cone picture using mixed media.

Step 1: Roughly tear pieces of newspaper (black and white) and stick them randomly on the page.



Step 2: Tear the top layer of the cardboard to expose the corrugated part.



Step 3: Cut a triangular ice cream cone from the corrugated sheet and stick the cone on the newspaper.



Step 4: Choose a colour for your ice cream and tear out small bits of its shades from coloured newspaper.




Step 5: Stick the coloured bits in a circle to form the ice cream. You can add a cherry on the top.



Dino Dinosaur

Take reference from the given picture and make the pattern accordingly, using sketch pens.

Patterns using
Sketch Pens Activity



Dragon Boat

The Dragon boat festival is celebrated in May or June every year in China, Thailand, Hong Kong and Malaysia. A boat race is conducted with dragon shaped boats during the festival every year. Let us colour our dragon boat for the boat race.

Colouring Activity



Make A Mummy

Step 1: Colour the sarcophagus cover and cut it out.



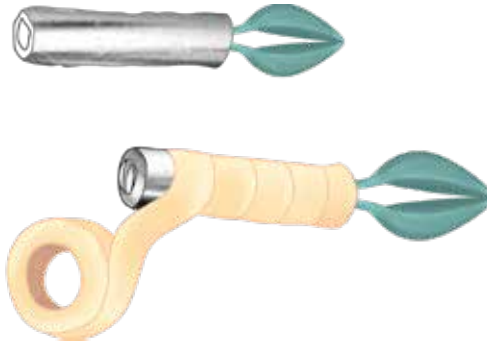
Materials Needed

- Pencil box
- 2 disposable spoons
- Foil paper
- Masking/brown tape
- Black pen

Step 2: Stick the cut-out on a pencil box.



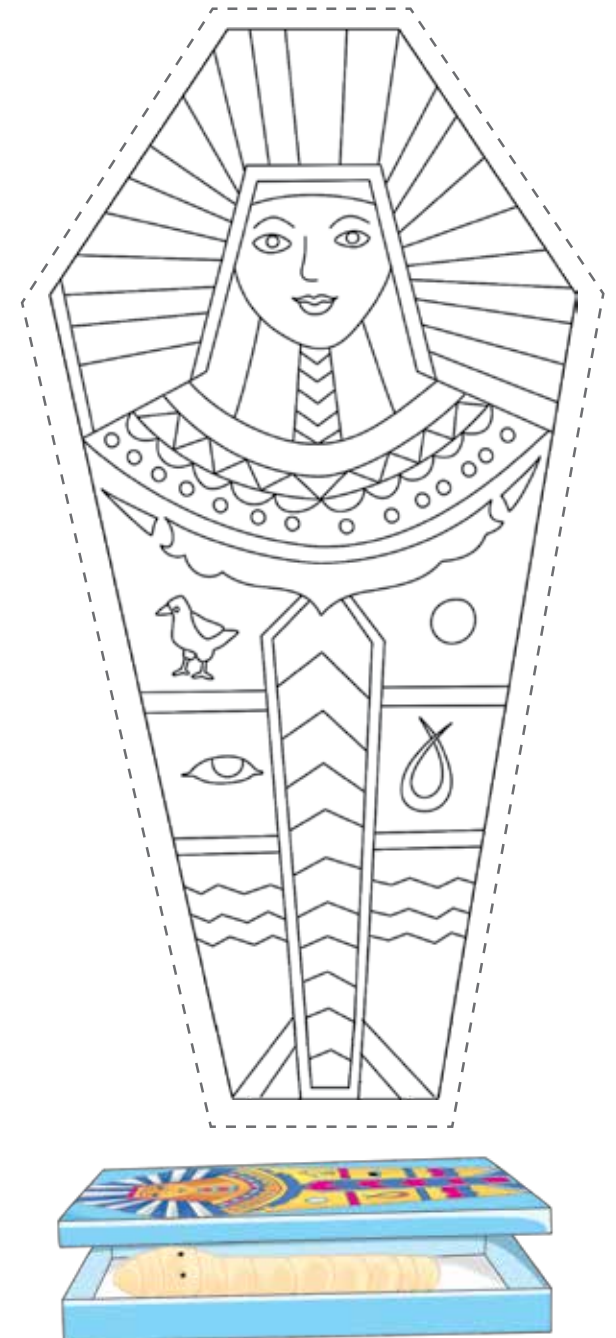
Step 3: Hold the two spoons facing each other and wrap their handles in foil. (the head of the spoon becomes head of body)



Step 4: Wrap the spoons with masking tape all over. Mark two eyes with black pen.



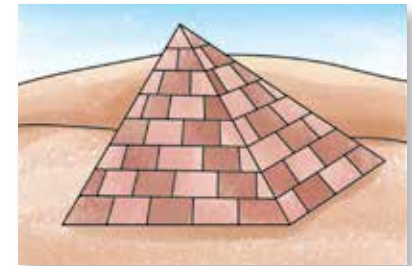
You can now keep your Mummy in the sarcophagus box.



Pyramids

Let us learn how to draw a pyramid.
Follow the steps to draw a pyramid.
Colour the pyramid.

Drawing in Steps Activity



Step 1



Step 2



Step 3



Step 4



Step 5

