

EVERSHINE

As Per
NEP
2020

ART FAIR

PART A

Designed and Compiled by:
Paarth creations

Edited by:
Yukti Soni



EVERSHINE[®] **ESP** PUBLISHERS

Soni House, WZ-348, Nangal Raya, New Delhi - 110046

Phone : 9868877950, 9560408043

Email : evershinepub@gmail.com

www.evershinepublishers.com

EVERSHINE PUBLISHERS

(Educational Publishers)

Soni House, WZ-348

Nangal Raya, New Delhi - 110046

Phone : 9868877950, 9560408043

Email : evershinepub@gmail.com

www.evershinepublishers.com

© Reserved with Publishers

All rights reserved with the Publishers. No part of this publication can be reproduced or transmitted in any form or by any means, electronically or mechanically, including photocopying, recording or any information, storage or retrieval system, without prior permission in writing from the publisher or in accordance with the provision of the Copyright Act 1956 (as amended). Any person who does any unauthorised act in relation to this publication will be liable to criminal prosecution and civil claims for damages.

This book is meant for educational and learning purpose only. Every effort has been made to avoid errors and omission in this book. Any error or omission noted may please be brought to the notice of the publishers, which shall be taken care of in the next edition of this book. It is notified that neither the publisher nor the author, designer or printer will be responsible for any mistake or omission in this book.

Preface

The latest CBSE guidelines have suggested ART to be an integral part of education. It says, *'Thus, at the very outset of school education, children should be provided opportunities and granted the possibility to expand upon their creativity adding to their experiences through painting, craftwork, clay-modeling, singing, movement, recitation and storytelling. Linking performance with language, mathematics and environmental studies will lead to an integrated approach in the teaching-learning method.'*

One of the important aspects of **NEP 2020** is its focus on developing and nurturing art-integrated education and by extension of extra-curricular learning. The National Research Foundation (NRF), envisioned in the NEP will not only focus on scientific research but will also be a catalyst in promoting quality research in art, music, philosophy, writing et al.

An important provision in the policy is to have Artist(s)-in-Residence in schools or school complexes to expose students to art and creativity.

The key features of the series ART FAIR (grades A,B,C and 1 to 8) are:


- Students will be introduced to local and folk art which makes this art series relatable, relevant and interesting.
- Different mediums for creating art have been used such as colouring using sketch pens, watercolour, cotton buds and pencils.
- Craftwork has also been done with a variety of materials such as newspaper, glazed paper, pulses, glitter, bindis and buttons.
- The artsheets have been carefully created as per gradation and difficulty levels for the students.
- The instructions are crisp and clear with self-explanatory pictures and steps.





CONTENTS

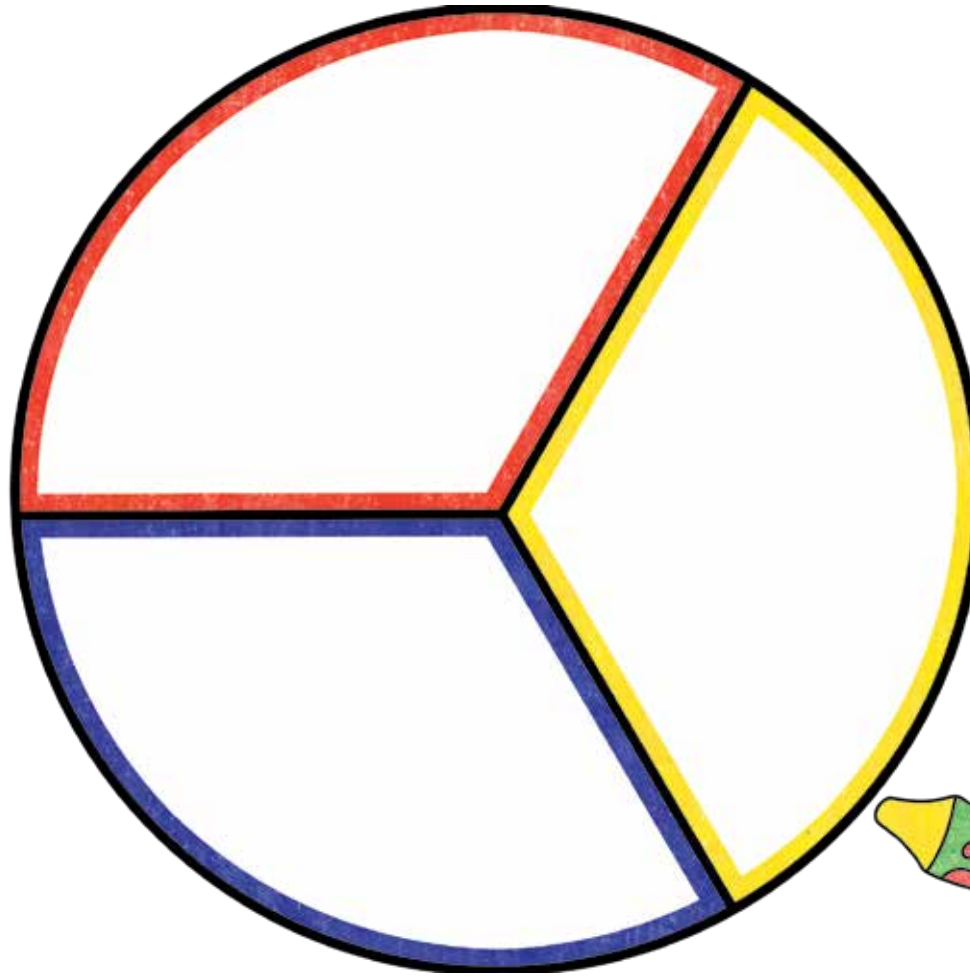
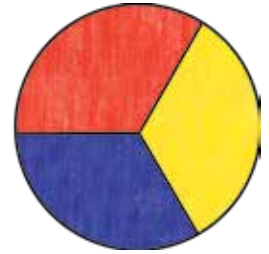
Primary Colours: Colouring Activity	5	Balloons: Colouring Activity	23
Yummy Mango: Colouring Activity	6	Kite: Colouring Activity	24
Let's Celebrate Earth Day: Handprint Activity	7	Rainy Day: Cotton Pasting and Ear Bud Printing Activity	25
Little Bird: Colouring Activity	8	Janmashtami: Colouring Activity	26
Colourful Shapes: Tracing and Colouring Activity	9	An Owl: Paper Mask Activity	27
The Bumblebee: Tearing and Pasting Activity	10	Fly-Bye: Colouring Activity	29
Mother's Day: Thumb Printing Activity	11	Ladybird's Spots: Dot Printing Activity	30
Secondary Colours: Colouring Activity	12	Diya Decoration: Diya Decoration Activity	31
My Shape Fish: Sticker Pasting Activity	13	Santa Claus: Cotton Pasting Activity	32
My Ellie Elephant: Tracing and Colouring	14	Snail Trail: Tracing and Colouring Activity	33
My Paper Boat: Origami Activity	15	Republic Day: Glitter Pasting Activity	34
My Pet's Kennel: Ice cream Stick Pasting Activity	16	A Boat: Ice Cream Stick Activity	35
Eggs in a Nest: Cotton Pasting Activity	17	Monsters: Colouring and Pasting Activity	36
Beautiful Butterfly: Colouring Activity	18	A Worm in My Apple: Apple Peel Activity	37
The Baby Hippo: Colouring Activity	19	The Caterpillar: Colouring Activity	38
My Pet Dog: Tracing and Colouring Activity	20	Build a Nest: Grass Pasting Activity	39
Fish: Tracing and Colouring Activity	21	Cupcake: Colouring Activity	40
Rakhi Making: Rakhi Making Activity	22		



Primary Colours

Fill the circle with primary colours.


Colouring Activity



Yummy Mango

Colour the mango.

Colouring Activity



Let's Celebrate Earth Day

Follow these steps to make a tree.



Step 1: Spread green poster colour on your hand and make a handprint as shown.



Step 2: Make another handprint.



Step 3: Dip your finger in yellow poster colour and print on the tree to make flowers.



Handprint Activity



Little Bird

Colour the bird.

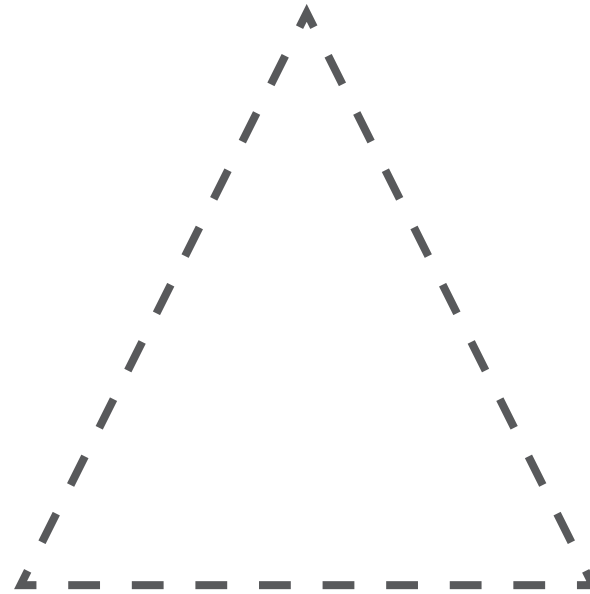
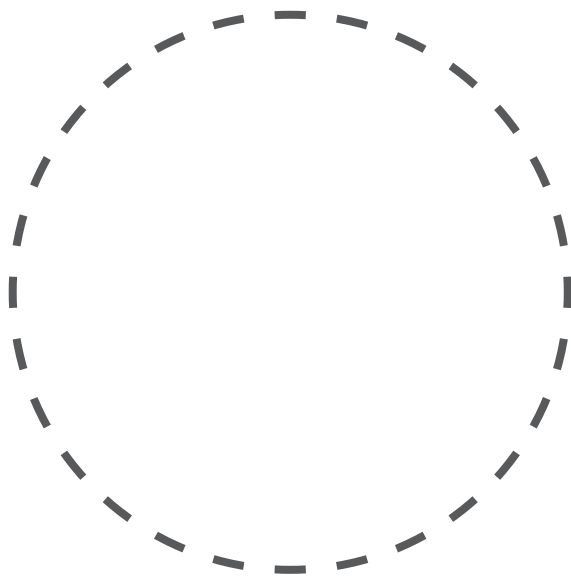
Colouring Activity



Colourful Shapes

Tracing and Colouring
Activity


Trace the dots with sketch pens and colour the shapes.



The Bumblebee

Tear yellow and brown paper in bits and paste here to make a bumblebee.



Tearing and Pasting Activity



Mother's Day

Dip your thumb in blue paint. Make thumbprints to draw flowers. Paste the ribbon (any colour of your choice) as shown.

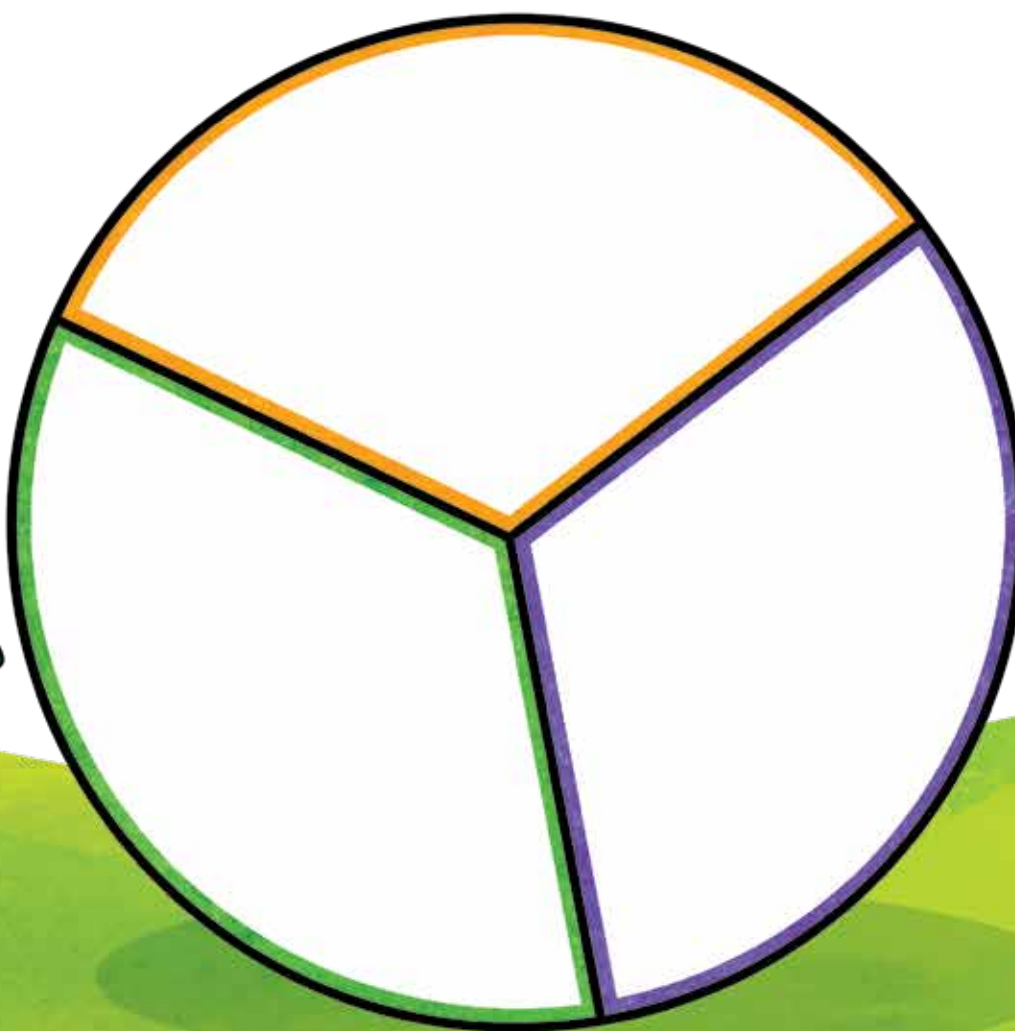

Thumb Printing
Activity



Secondary Colours

Colour the circle.


Colouring Activity



My Shape Fish


Sticker Pasting Activity

Paste stickers in the fish using the sticker sheet.




My Ellie Elephant

Trace the dots to complete the picture of the elephant.
Colour the picture.




Tracing and Colouring Activity




My Paper Boat

Follow the steps to make a boat.
Paste your boat on water.

Origami Activity



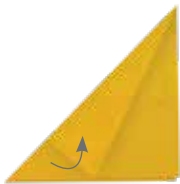
1



2



3



4

