

EVERSHINE

As Per  
NEP  
2020

# ART FAIR

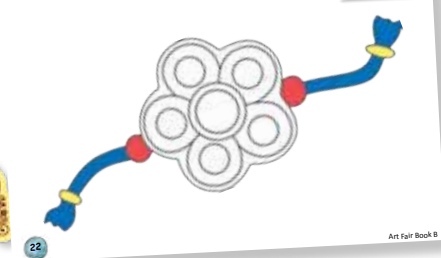
**PART B**

Designed and Compiled by:  
Paarth creations


Edited by:  
Yukti Soni




**Raksha Bandhan**  
Colour the rakhi. Paste mirrors to decorate it.



**Mother's Day**  
Cut the sheet along the dotted lines. Fold it in half.  
Make a mother's day card by colouring the picture.



**The Moon**  
Spread glue and paste glitter in the moon.



EVERSHINE<sup>®</sup> **ESP** PUBLISHERS

Soni House, WZ-348, Nangal Raya, New Delhi - 110046

Phone : 9868877950, 9560408043

Email : evershinepub@gmail.com

www.evershinepublishers.com

## **EVERSHINE PUBLISHERS**

(Educational Publishers)

Soni House, WZ-348

Nangal Raya, New Delhi - 110046

Phone : 9868877950, 9560408043

Email : [evershinepub@gmail.com](mailto:evershinepub@gmail.com)

[www.evershinepublishers.com](http://www.evershinepublishers.com)

© Reserved with Publishers

All rights reserved with the Publishers. No part of this publication can be reproduced or transmitted in any form or by any means, electronically or mechanically, including photocopying, recording or any information, storage or retrieval system, without prior permission in writing from the publisher or in accordance with the provision of the Copyright Act 1956 (as amended). Any person who does any unauthorised act in relation to this publication will be liable to criminal prosecution and civil claims for damages.

This book is meant for educational and learning purpose only. Every effort has been made to avoid errors and omission in this book. Any error or omission noted may please be brought to the notice of the publishers, which shall be taken care of in the next edition of this book. It is notified that neither the publisher nor the author, designer or printer will be responsible for any mistake or omission in this book.

# Preface


The latest CBSE guidelines have suggested ART to be an integral part of education. It says, *'Thus, at the very outset of school education, children should be provided opportunities and granted the possibility to expand upon their creativity adding to their experiences through painting, craftwork, clay-modeling, singing, movement, recitation and storytelling. Linking performance with language, mathematics and environmental studies will lead to an integrated approach in the teaching-learning method.'*

One of the important aspects of **NEP 2020** is its focus on developing and nurturing art-integrated education and by extension of extra-curricular learning. The National Research Foundation (NRF), envisioned in the NEP will not only focus on scientific research but will also be a catalyst in promoting quality research in art, music, philosophy, writing et al.

An important provision in the policy is to have Artist(s)-in-Residence in schools or school complexes to expose students to art and creativity.

**The key features of the series ART FAIR (grades A,B,C and 1 to 8) are:**

- Students will be introduced to local and folk art which makes this art series relatable, relevant and interesting.
- Different mediums for creating art have been used such as colouring using sketch pens, watercolour, cotton buds and pencils.
- Craftwork has also been done with a variety of materials such as newspaper, glazed paper, pulses, glitter, bindis and buttons.
- The artsheets have been carefully created as per gradation and difficulty levels for the students.
- The instructions are crisp and clear with self-explanatory pictures and steps.





# CONTENTS

Strokes and Lines: <i>Tracing Activity</i>	5	Thumbprint Bugs: <i>Colouring Activity</i>	27
Colour Wheel: <i>Colouring Activity</i>	6	Origami Dog: <i>Origami Activity</i>	28
Half a Pear: <i>Tracing and Colouring Activity</i>	7	Unicorn: <i>Tracing and Colouring Activity</i>	29
My Apple Tree: <i>Sticker Activity</i>	8	Design the Dress: <i>Vegetable Printing Activity</i>	30
Cute Cow: <i>Colouring Activity</i>	9	Durga's Bindis: <i>Bindi Pasting Activity</i>	31
An Orange: <i>Mixing Water Colours</i>	10	Windmill: <i>Drawing and Colouring Activity</i>	32
Mother's Day: <i>Greeting Card Making Activity</i>	11	Happy Diwali: <i>Mirror Pasting Activity</i>	33
Rainbow: <i>Colouring Activity</i>	13	Dandiya Raas: <i>Colouring and Mirror Pasting Activity</i>	34
My Car: <i>Tracing and Colouring Activity</i>	14	Dinu Dinosaur: <i>Colouring Activity</i>	35
Grapes: <i>Thumb Printing Activity</i>	15	Bats in the Cave: <i>Colouring Activity</i>	36
Comb My Hair: <i>Wool Pasting Activity</i>	16	Who is Hiding?: <i>Grass Pasting Activity</i>	37
Cappy Caterpillar: <i>Bottle Cap Printing Activity</i>	17	Merry Christmas: <i>Ice Cream Stick Pasting Activity</i>	38
King of the Jungle: Lion: <i>Colouring with Sketch Pens</i>	18	The Duck: <i>Colouring Activity</i>	39
My Boat: <i>Pulses Sticking Activity</i>	19	Our National Flag: <i>Colouring Activity</i>	40
Shapes: <i>Colouring Activity</i>	20		
Birds on a Tree: <i>Handprint Activity</i>	21		
Raksha Bandhan: <i>Rakhi Making Activity</i>	22		
The Moon: <i>Glitter Activity</i>	23		
Screw Frog: <i>Screw Printing Activity</i>	24		
Traffic Light: <i>Tearing and Pasting Activity</i>	25		
Janmashtami: <i>Bindi Pasting Activity</i>	26		



# Strokes and Lines

Lines or strokes can be drawn in a variety of patterns. Trace the given lines using a pencil or a crayon.

Straight line



Broken line



Zig-zag line



Wavy line



Down curve  
pattern




Up curve  
pattern



# Colour Wheel

Colour the wheel as per the given outlines.



Colouring Activity



# Half a Pear

Trace and colour the pear.



Tracing and Colouring  
Activity



# My Apple Tree

Stick apples from the sticker sheet. How many apples are there?


Sticker Activity



# Cute Cow

Colour the cow.



Colouring Activity



# An Orange

Mix yellow and red water/ poster colour in a palette to make orange shade. Then colour the picture using the orange colour.

Mixing Water Colours



# Mother's Day

Cut the sheet along the dotted lines. Fold it in half.  
Make a mother's day card by colouring the picture.

Greeting Card Making  
Activity



Happy Mother's Day



Happy Mother's Day

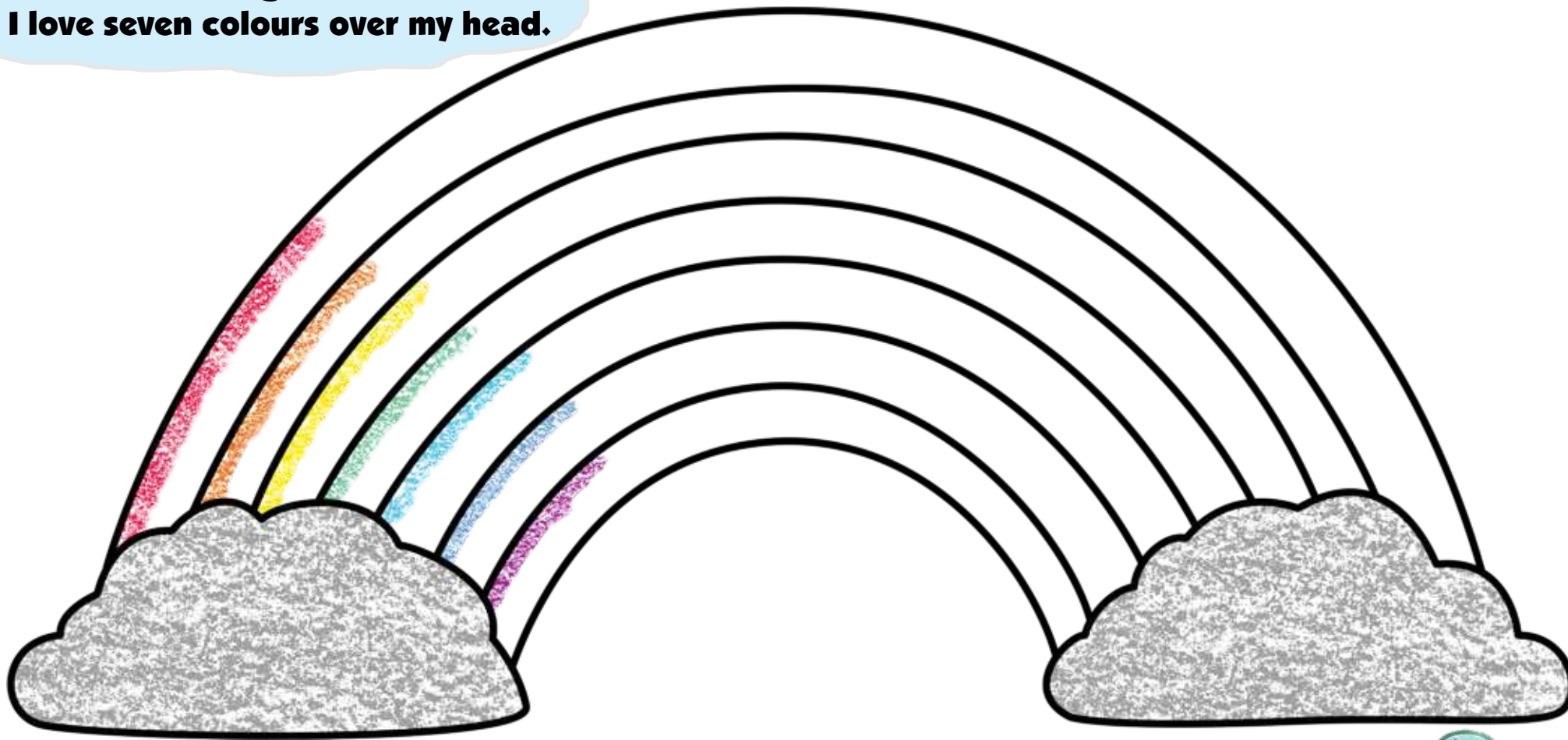



# Rainbow

Colour the missing colours in the rainbow as per the colour marked.

**A rainbow has violet, indigo and blue  
A rainbow has green and yellow too  
It has orange, it has red  
I love seven colours over my head.**


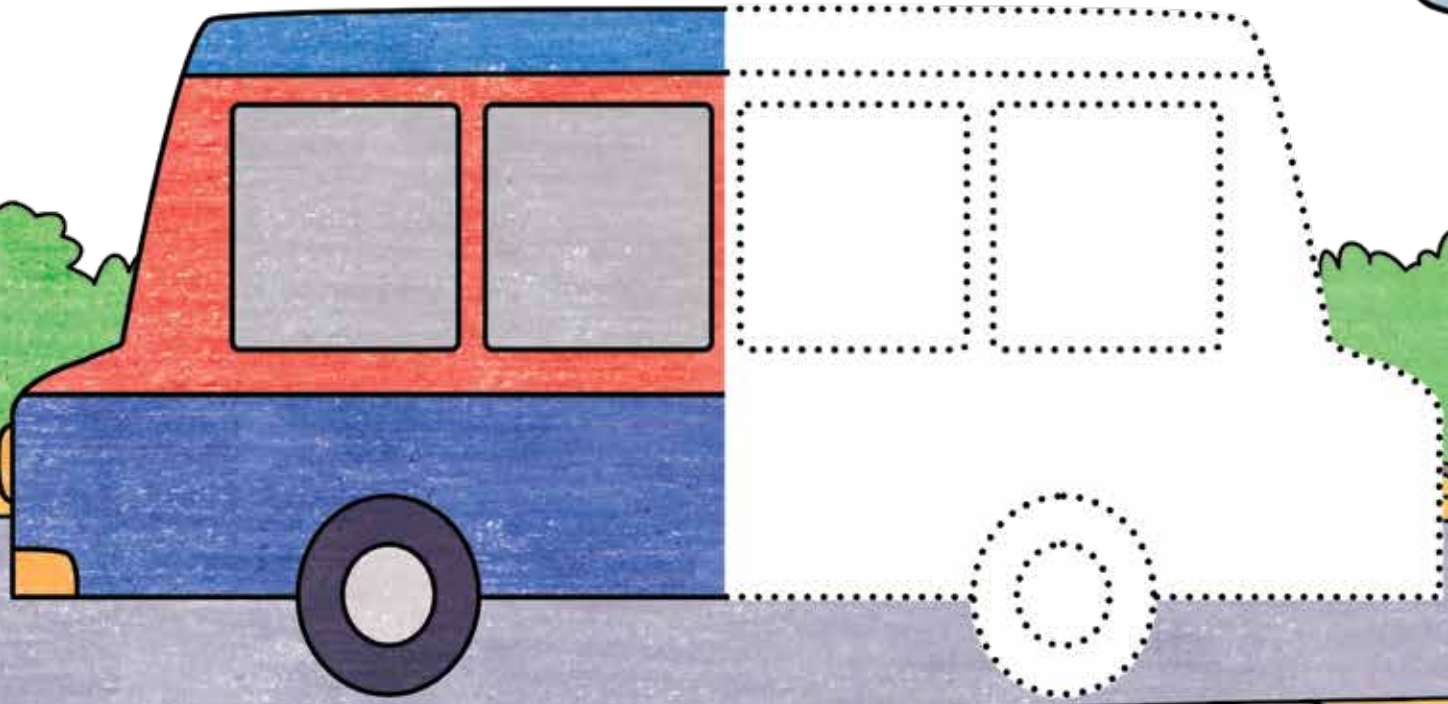

Colouring Activity



# My Car

Trace the dots and colour the picture.

Tracing and Colouring Activity



# Grapes

Use your thumb dipped in paint to paint these grapes.

Thumbprinting Activity

