

EVERSHINE

As Per  
NEP  
2020

# ART FAIR

PART C

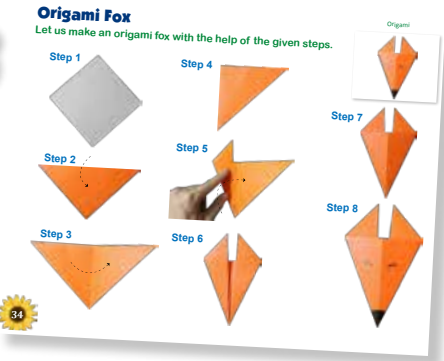
Designed and Compiled by:  
Paarth creations

Edited by:  
Yukti Soni

**Our National Bird**  
Colour the peacock.



**Butterfly**  
Complete drawing the patterns using sketch pen and colour the butterfly.



EVERSHINE<sup>®</sup> **ESP** PUBLISHERS

Soni House, WZ-348, Nangal Raya, New Delhi - 110046

Phone : 9868877950, 9560408043

Email : evershinepub@gmail.com

www.evershinepublishers.com

## **EVERSHINE PUBLISHERS**

(Educational Publishers)

Soni House, WZ-348

Nangal Raya, New Delhi - 110046

Phone : 9868877950, 9560408043

Email : [evershinepub@gmail.com](mailto:evershinepub@gmail.com)

[www.evershinepublishers.com](http://www.evershinepublishers.com)

© Reserved with Publishers

All rights reserved with the Publishers. No part of this publication can be reproduced or transmitted in any form or by any means, electronically or mechanically, including photocopying, recording or any information, storage or retrieval system, without prior permission in writing from the publisher or in accordance with the provision of the Copyright Act 1956 (as amended). Any person who does any unauthorised act in relation to this publication will be liable to criminal prosecution and civil claims for damages.

This book is meant for educational and learning purpose only. Every effort has been made to avoid errors and omission in this book. Any error or omission noted may please be brought to the notice of the publishers, which shall be taken care of in the next edition of this book. It is notified that neither the publisher nor the author, designer or printer will be responsible for any mistake or omission in this book.

# Preface

The latest CBSE guidelines have suggested ART to be an integral part of education. It says, *'Thus, at the very outset of school education, children should be provided opportunities and granted the possibility to expand upon their creativity adding to their experiences through painting, craftwork, clay-modeling, singing, movement, recitation and storytelling. Linking performance with language, mathematics and environmental studies will lead to an integrated approach in the teaching-learning method.'*

One of the important aspects of **NEP 2020** is its focus on developing and nurturing art-integrated education and by extension of extra-curricular learning. The National Research Foundation (NRF), envisioned in the NEP will not only focus on scientific research but will also be a catalyst in promoting quality research in art, music, philosophy, writing et al.

An important provision in the policy is to have Artist(s)-in-Residence in schools or school complexes to expose students to art and creativity.

## The key features of the series **ART FAIR (grades A,B,C and 1 to 8)** are:

- Students will be introduced to local and folk art which makes this art series relatable, relevant and interesting.
- Different mediums for creating art have been used such as colouring using sketch pens, watercolour, cotton buds and pencils.
- Craftwork has also been done with a variety of materials such as newspaper, glazed paper, pulses, glitter, bindis and buttons.
- The artsheets have been carefully created as per gradation and difficulty levels for the students.
- The instructions are crisp and clear with self-explanatory pictures and steps.





# CONTENTS



Our National Bird: <i>Colouring Activity</i>	5	Origami Fox: <i>Origami Activity</i>	26
Tree Leaves: <i>Thumbprinting Activity</i>	6	Lights and Lanterns: <i>Diwali Decoration Activity</i>	27
Butterfly: <i>Patterns with Sketch Pen Activity</i>	7	Boat in the Water: <i>Drawing and Colouring Activity</i>	29
The Jungle: <i>Sticker Pasting Activity</i>	8	Sunny Sunflower: <i>Tea Leaves Pasting Activity</i>	30
Crazy Hairstyles: <i>Drawing Activity</i>	9	Merry Christmas!: <i>Colouring Activity</i>	31
Fix My Truck: <i>Colouring and Pasting Activity</i>	10	An Elephant: <i>Colouring and Decorating Activity</i>	32
The Lion's Mane: <i>Fork Printing Activity</i>	11	I Scream for an Ice cream: <i>Drawing and Colouring Activity</i>	33
Grid Rocket: <i>Grid Patterns Activity</i>	12	Scenery: <i>Colouring Activity</i>	34
Flower Pot: <i>Pencil Shaving Activity</i>	13	Doodles on My Ball: <i>Doodling Activity</i>	35
My Beautiful Garden: <i>Vegetable Printing Activity</i>	14	Golden Corn: <i>Paper Balls Activity</i>	36
Mother's Day: <i>Greeting Card Making Activity</i>	15	A Swan: <i>Cotton Pasting Activity</i>	37
Snowman: <i>Bud Painting Activity</i>	17	Happy Holi: <i>Colouring Activity</i>	38
Independence Day: <i>Ice cream Stick Activity</i>	18	My Monkey Puppet: <i>Paper Bag Activity</i>	39
Janmashtami: <i>Colouring and Decorating Activity</i>	19		
My Emotions!: <i>Drawing and Colouring Activity</i>	20		
Teacher's Day: <i>Colouring Activity</i>	21		
Roll a Snake: <i>Clay Modelling Activity</i>	22		
My Home: <i>Colouring Activity</i>	23		
Train: <i>Colouring Activity</i>	24		
The Leopard: <i>Pencil Printing Activity</i>	25		



# Our National Bird

Colour the peacock.

Colouring Activity



# Tree Leaves

Dip your thumb in green poster colour and print leaves of the tree.


Thumbprinting Activity



# Butterfly

Complete drawing the patterns using sketch pen and colour the butterfly.

Patterns with Sketch Pen Activity



# The Jungle

Paste stickers of animals on their shadows to complete the picture of the jungle.




Sticker Pasting Activity



# Crazy Hairstyles

Create your own hairstyles. Draw lines, noodles, waves or spirals to make hair. Use black or brown sketch pens.

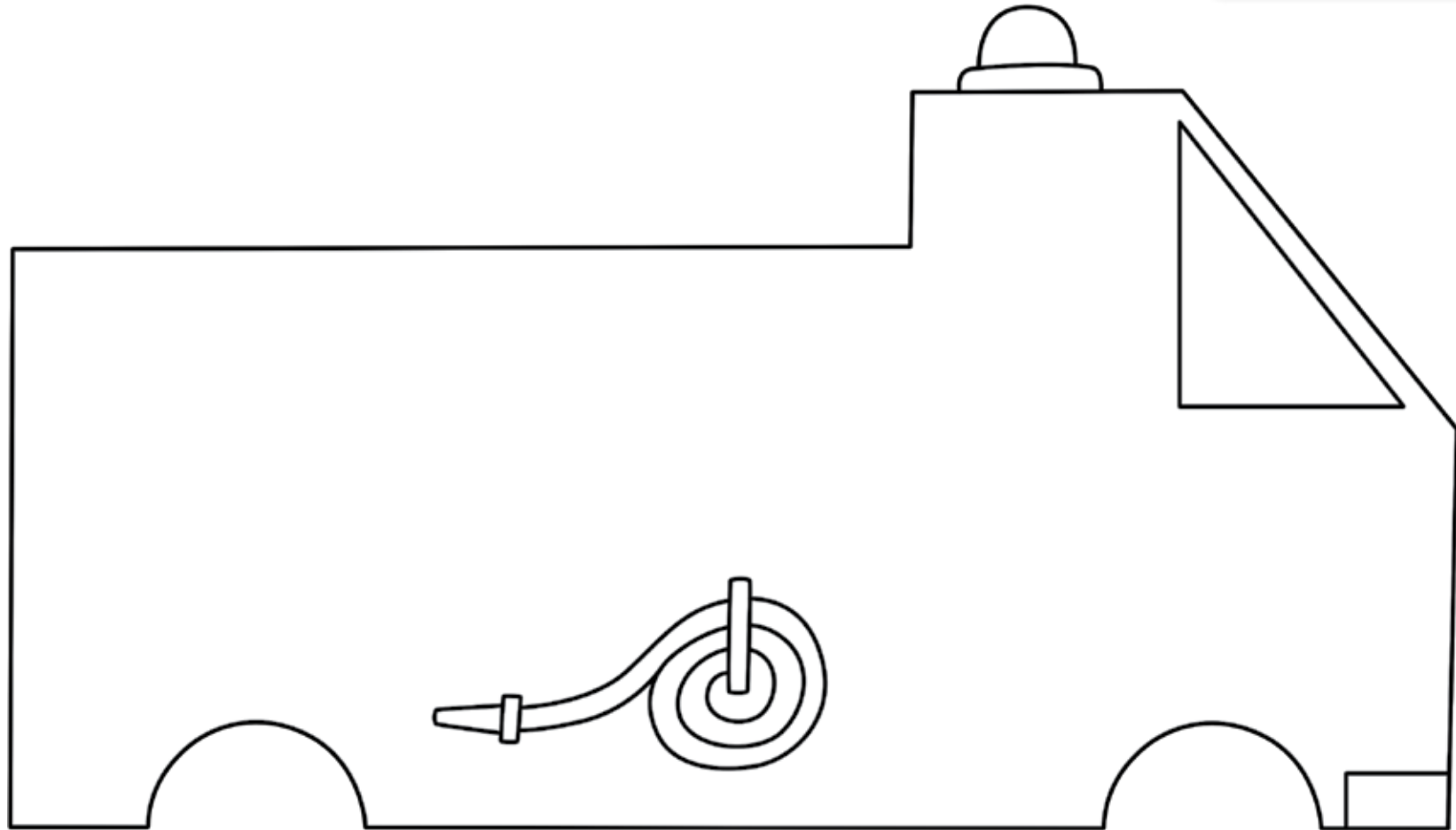
Drawing Activity



# Fix My Truck

Complete the picture of the firetruck by sticking the ladder and tyres. Colour the picture.  
Stick the ladder using ice-cream sticks and match sticks. Stick the buttons for wheels.

Colouring and Pasting Activity



# The Lion's Mane

Dip back of a fork in yellow and brown paint (alternately) and press it around the lion's head to make its mane.

Fork Printing Activity



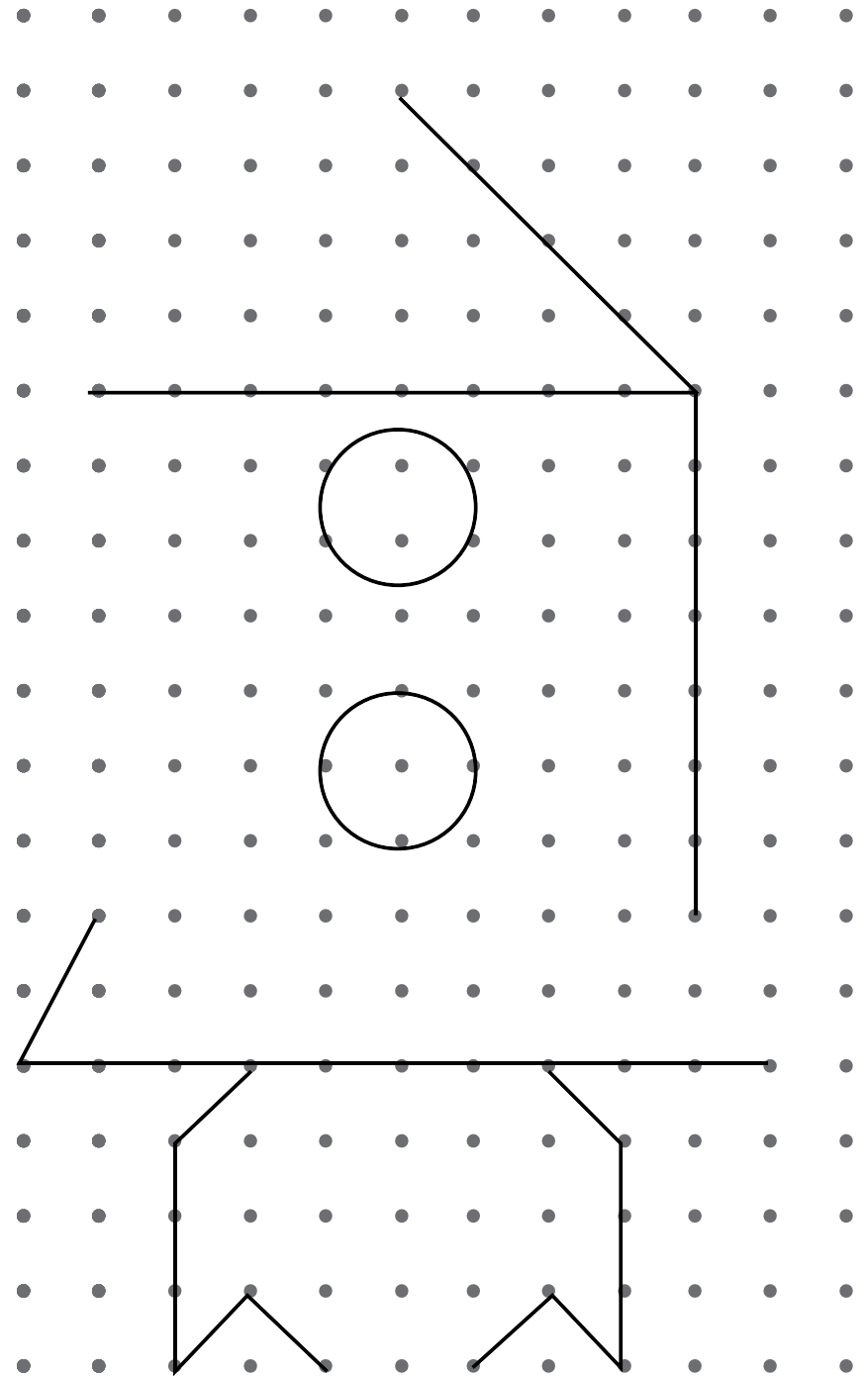
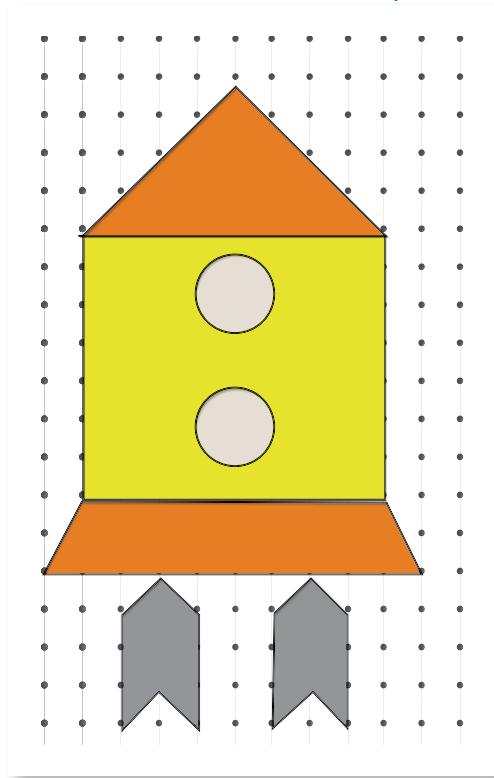
## Materials Needed

- Disposable fork
- Yellow and brown paint

# Grid Rocket


Copy the grid pattern to draw a rocket and colour it.

Grid Patterns Activity



# Flower Pot


Pencil Shaving Activity



# My Beautiful Garden

Cut a ladyfinger in half. Dip it in your favourite colours and print to make flowers.

Vegetable Printing Activity



# Mother's Day

Colour the picture on the card. Now cut the card and fold it from the centre. Write a message on the inside of the card for your mother.

Greeting Card Making  
Activity

