

1

My English

Activity Book


Complied by
Pooja Bhatia

Evershine®  Publishers

Soni House, WZ-348, Nangal Raya, New Delhi - 110046

Phones : 2811758, 28112353

E-mail: evershinepub@gmail.com



Published by :

EVERSHINE PUBLISHERS

Soni House, WZ-348, Nangal Raya, New Delhi-110046

PH.: 28111758, 28112353

E-mail: evershinepub@gmail.com

© All rights reserved with the publishers.


Every effort has been made to avoid errors/ omissions in this book. In spite of this some mistakes might have left. Any mistake or discrepancy noted may be brought to our notice. Which shall be taken care of in the next edition. No part of this book may be reproduced or copied in any shape without written permission of the publishers.

Design by
Joginder Pal



Contents

S.No. Particular	P. No.
1. Standing Lines	5-7
2. Sleeping Lines	8-10
3. Activity	11
4. Write 'L'	12-13
5. Write 'T'	14-15
6. Write 'H'	16-17
7. Write 'I'	18-19
8. Write 'F'	20-21
9. Write 'E'	22-23
10. Activity	24
11. Slanting Lines (Left to Right)	25-27
12. Slanting Lines (Right to Left)	28-30
13. Write 'A'	31-32
14. Write 'V'	33-34
15. Write 'X'	35-36
16. Write 'K'	37-38
17. Activity	39-40
18. Zig-Zag Lines	41-43
19. Write 'W'	44-45
20. Write 'M'	46-47
21. Write 'N'	48-49
22. Write 'Z'	50-51
23. Write 'Y'	52-53
24. Activity	54-55



25.	Curve Right	56-58
26.	Curve Left	59
27.	Write 'D'	60-61
28.	Write 'P'	62-63
29.	Write 'R'	64-65
30.	Write 'B'	66-67
31.	Write 'C'	68-69
32.	Write 'G'	70-71
33.	Activity	72
34.	Curve Upward	73-75
35.	Curve Downward	76-78
36.	Write 'U'	79-80
37.	Write 'S'	81-82
38.	Write 'J'	83-84
39.	Activity	85
40.	Circle	86-88
41.	Write 'O'	89-90
42.	Write 'Q'	91-92
43.	Alphabets	93
44.	Practice	94
45.	Activity	95-96



Standing Lines

Trace the dotted lines from top to bottom :




Teacher's Signature

Sleeping Lines


Trace the dotted lines from left to right :




Teacher's Signature



Trace the sleeping lines :



Practice joining the dots :



Activity

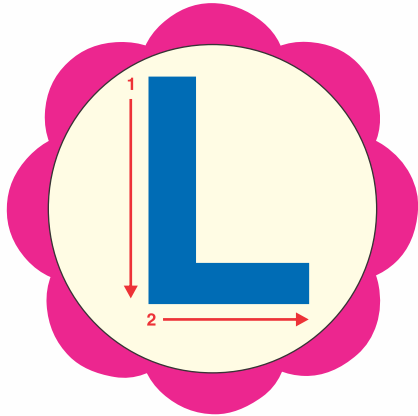
Trace the sleeping lines and standing lines :

Tracing practice area with ten rows of dashed zigzag lines. Each row is bounded by a blue line on top and a pink line on the bottom. The zigzag lines alternate between the top blue line and the bottom pink line, creating a series of peaks and valleys.

Teacher's Signature



Write 'L'




L for LION

Trace and Write :




Teacher's Signature



Trace and write the letter L with dotted lines :



Teacher's Signature



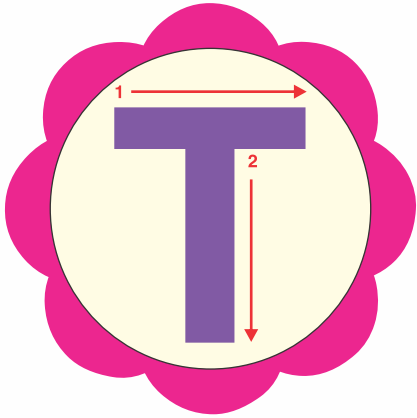
Good

Very Good

Excellent



Write 'T'



T for TOMATO

Trace and Write :

T T T T T T

T T T T T T

T T T T T T


T T T T T T

T T T T T T

T T T T T T

T T T T T T

Teacher's Signature



Trace and write the letter T with dotted lines :

T T T T T T

T T T T T T

T T T T T T

T T T T T T

T T T T T T

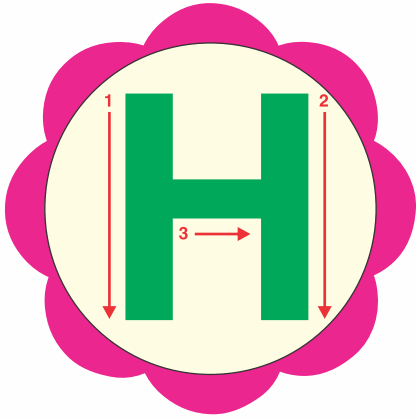
T T T T T T

T T T T T T

Teacher's Signature



Write 'H'



H for HEN

Trace and Write :

H H H H H H

H H H H H H

H H H H H H


H H H H H H

H H H H H H

H H H H H H

H H H H H H

Teacher's Signature



Trace and write the letter H with dotted lines :

H H H H H H

H H H H H H

H H H H H H

H H H H H H

H H H H H H


H H H H H H

H H H H H H

Teacher's Signature



Write 'I'



I for INKPOT

Trace and Write :

I	I	I	I	I	I	I
I	I	I	I	I	I	I
I	I	I	I	I	I	I
I	I	I	I	I	I	I
I	I	I	I	I	I	I
I	I	I	I	I	I	I
I	I	I	I	I	I	I
I	I	I	I	I	I	I
I	I	I	I	I	I	I
I	I	I	I	I	I	I

Teacher's Signature

