

3

My English

Activity Book


Complied by
Pooja Bhatia

Evershine®  Publishers

Soni House, WZ-348, Nangal Raya, New Delhi - 110046

Phones : 2811758, 28112353

E-mail: evershinepub@gmail.com



Published by :

EVERSHINE PUBLISHERS

Soni House, WZ-348, Nangal Raya, New Delhi-110046

PH.: 28111758, 28112353

E-mail: evershinepub@gmail.com

© All rights reserved with the publishers.

Every effort has been made to avoid errors/ omissions in this book. In spite of this some mistakes might have left. Any mistake or discrepancy noted may be brought to our notice. Which shall be taken care of in the next edition. No part of this book may be reproduced or copied in any shape without written permission of the publishers.

Design by
Joginder Pal

Contents

S.No. Particular	P. No.
1. Quick Revision A to Z	5-6
2. Patterns	7-9
3. Time to Revise	10-11
4. Writing Patterns	12-19
5. Alphabet Cursive Capital / Small 'A'	20-21
6. 'B'	22-23
7. 'C'	24-25
8. 'D'	26-27
9. 'E'	28-29
10. 'F'	30-31
11. 'G'	32-33
12. Time to Revise	34-36
13. 'H'	37-38
14. 'I'	39-40
15. 'J'	41-42
16. 'K'	43-44
17. 'L'	45-46
18. 'M'	47-48
19. 'N'	49-50
20. Time to Revise	51-53
21. 'O'	54-55
22. 'P'	56-57
23. 'Q'	58-59
25. 'R'	60-61



26.	'S'	62-63
27.	'T'	64-65
28.	Time to Revise	66-68
29.	'U'	69-70
30.	'V'	71-72
31.	'W'	73-74
34.	'X'	75-76
35.	'Y'	77-78
36.	'Z'	79-80
37.	Time to Revise	81-86
38.	Vowel 'a'	87-88
39.	Vowel 'e'	89-90
40.	Vowel 'i'	91-92
41.	Vowel 'o'	93-94
42.	Vowel 'u'	95-96
43.	Time to Revise	97-98
44.	Fruits	99
45.	Vegetables	100
46.	Birds	101
47.	Animals	102
48.	Colours	103
49.	Flowers	104
50.	Sentences	105-112



Quick Revision

Complete the alphabet. (Capital Letters)



A

.....

.....

.....

.....




.....

.....

.....

.....

.....



.....

.....

.....

.....

.....



.....

.....

.....

.....

.....



.....

.....

.....


.....



.....

.....

Teacher's Signature




Paste the stickers of the missing alphabet. (Small Letters)

Write a to z :



Teacher's Signature






Patterns

Trace the dotted patterns :





Teacher's Signature _____






Trace the dotted patterns :








Teacher's Signature






Trace the dotted patterns :




Teacher's Signature





Time to Revise

1. Join the dots and colour the picture.



Teacher's Signature

